



# DNH

HEAD OFFICE, NORWAY  
DNH AS

Phone..... + 47 35 98 56 00  
Fax..... + 47 35 98 56 10  
E-mail..... dnh@dnh.no  
Web-Site..... www.dnh.no

ENGLAND

DNH WW Ltd

Phone..... + 44 1908 275 000  
Fax..... + 44 1908 275 100  
E-mail..... dnh@dnh.co.uk

GERMANY

DNH GmbH

Phone... + 49 040 6569 30-0  
Fax..... + 49 040 6569 30-30  
E-mail..... dnh@dnh.de


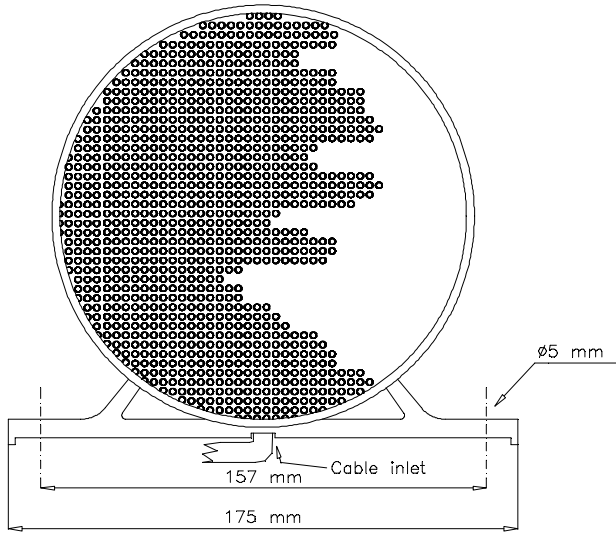
USA

DNH Speakers Inc

Phone..... + 1 484 494 5790  
Fax..... + 1 484 494 5793  
E-mail..... dnh@dnhspeakers.com

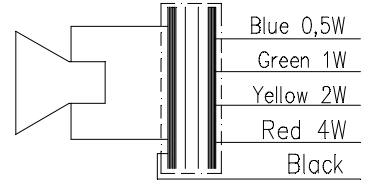
ISO 9001 CERTIFIED

## CAR-4(T)

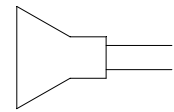


Circuit diagram

Transformer



Low impedance



100 V Primary nominal tapings	
Black : Red	4,0W
Black : Yellow	2,0W
Black : Green	1,0W
Black : Blue	0,5W

SPL at 1W/1m with P5 / 15T

**SPL vs Freq**



Specifications

Material / Color	Aluminum / RAL9010 or Anodized
Mounting	Foot bracket
Termination	Cable, 1m
Weight w/transformer	1,3 Kg
IP-rating	NA
Max. / min. amb. temp	90°C / -40°C
Rated / max. power	4 W / 6 W
SPL 1W/1m	90 dB
SPL rated power	96 dB
Effective freq. range	150 – 20000 Hz
Dispersion (-6dB) 1kHz / 4kHz	360° / 50°
Directivity factor, Q(2kHz)	
Options	Impedance, colors, labels

### Installation, Operation and Maintenance Procedures

- Fasten bracket with screws and terminate cable to a suitable junction box.
- For optimum performance always use the correct voltage / power and operate within the frequency limits as stated.
- This loudspeaker is supplied with a 2 year warranty against defective workmanship.

DNH reserves the right to alter specifications without notice

