



DNH^{AS}

**N-3770 Kragerø
NORWAY**
 Phone: (47) 35 98 56 00
 Fax: (47) 35 98 56 10
 E-mail: dnh@dnh.no
 Web-site: www.dnh.no

**DNH WW Ltd.
England** Phone:.....(44) 1908 275 000
 Fax:.....(44) 1908 275 100
 E-mail:.....dnh@dnh.co.uk

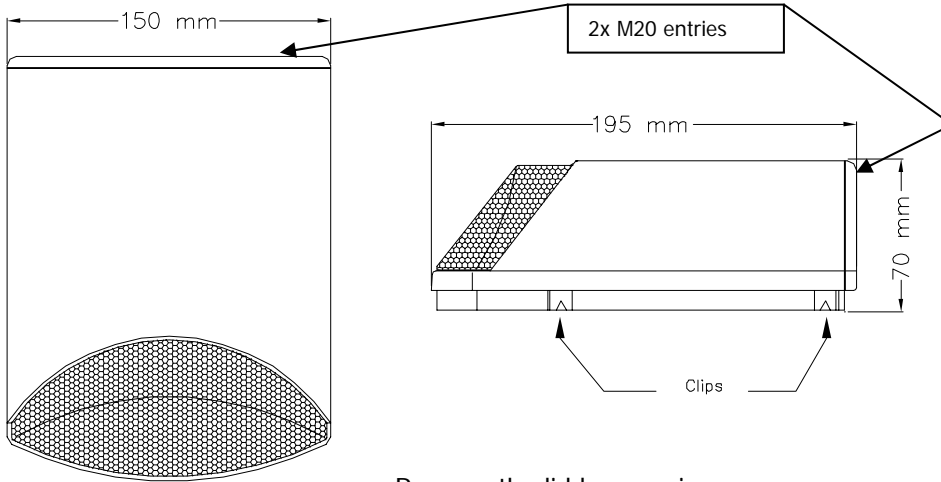
**DNH
France** Phone:.....(33) 1 5380 0276
 Fax:.....(33) 1 4588 1594
 E-mail:.....etienne@dnh.no

**DNH GmbH
Germany** Phone:.....(49) 040 6569 30-0
 Fax:.....(49) 040 6569 30-30
 E-mail:.....dnh@dnh.de

**DNH
Speakers Inc.
USA** Phone:.....(1) 484 494 5790
 Fax:.....(1) 484 494 5793
 E-mail:.....dnh@dnhspeakers.com

CEP-6(T)

ISO 9001 CERTIFIED



Remove the lid by pressing
the two clips on each side
of the loudspeaker

50 V / 100 V combined transformer:

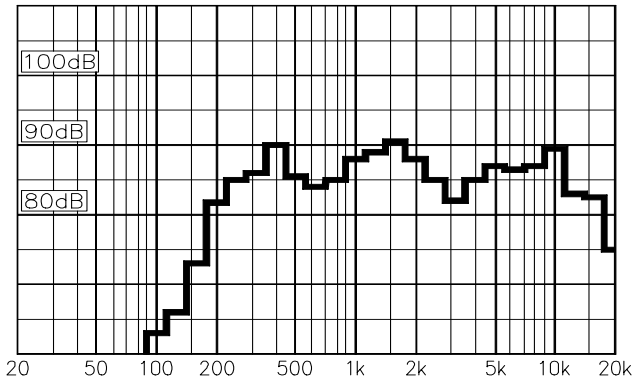
Primary connection:
5 (White) : 6 (Green) 50V
5 (White) : 8 (Red) 100 V

Secondary nominal tapings:


1 : 4	6,0 W
1 : 3	3,0 W
2 : 4	2,0 W
1 : 2	1,5 W
3 : 4	0,9 W
2 : 3	0,5 W

Acc. British Standard 5839

Sound pressure levels at different frequencies at 1W/1m
1/3 octave pink noise.



Material / Color ABS / RAL 9010
 Mounting 3 screws
 Termination Ceramic terminals
 Weight 0,8 kg
 IP-rating
 Max. / min. amb. temp 90 °C / -20 °C
 Standard version 100 V / 50 V transformer
 Rated / max. power 6 W / 10 W
 SPL 1W/1m 88 dB
 SPL rated power 96 dB
 Effective freq. range 180 – 18000 Hz
 Dispersion vertical (-6dB) 1kHz / 4kHz 180° / 110°
 Directivity factor, Q
 Options Impedance, color, label



Installation, Operation and Maintenance Procedures

- Fitted with ceramic terminal block and thermal link.
- To open the loudspeaker, press the two clips on each side of the loudspeaker and separate the cabinet from the chassis.
- Fasten the chassis to the wall or roof with 3 screws.
- Clip the cabinet on to the chassis after termination.
- For optimum performance, always use the correct voltage / power and operate within the frequency limits as stated.
- Do not open loudspeaker when energized.
- This loudspeaker is supplied with a 2 year warranty against defective workmanship.

