



ISO 9001 CERTIFIED

DNH^{AS}

**N-3770 Kragerø
NORWAY**

Phone: (47) 35 98 56 00
Fax: (47) 35 98 56 10
E-mail: dnh@dnh.no
Web-site: www.dnh.no

**DNH WW Ltd.
England**

Phone:.....(44) 1908 275 000
Fax:.....(44) 1908 275 100
E-mail:.....dnh@dnh.co.uk

**DNH
France**

Phone:.....(33) 1 5380 0276
Fax:.....(33) 1 4588 1594
E-mail:.....etienne@dnh.no

**DNH GmbH
Germany**

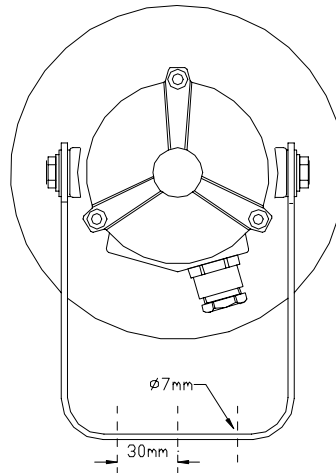
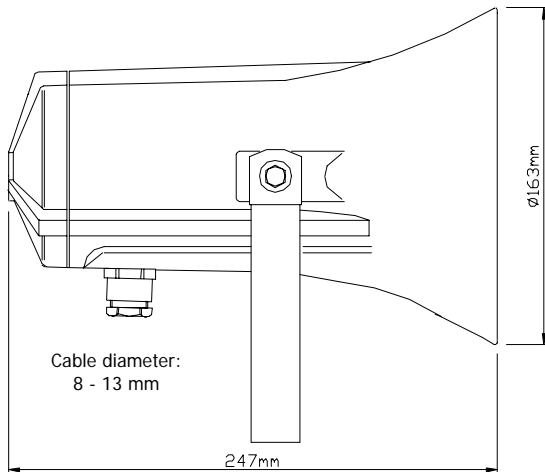
Phone:.....(49) 040 6569 30-0
Fax:.....(49) 040 6569 30-30
E-mail:.....dnh@dnh.de

**DNH
Speakers Inc.
USA**

Phone:.....(1) 484 494 5790
Fax:.....(1) 484 494 5793
E-mail:.....dnh@dnhspeakers.com

HS-15(T)

Bracket and all outside nuts and screws in stainless steel.



70/100 volt Combined
Transformer

Primary connection:

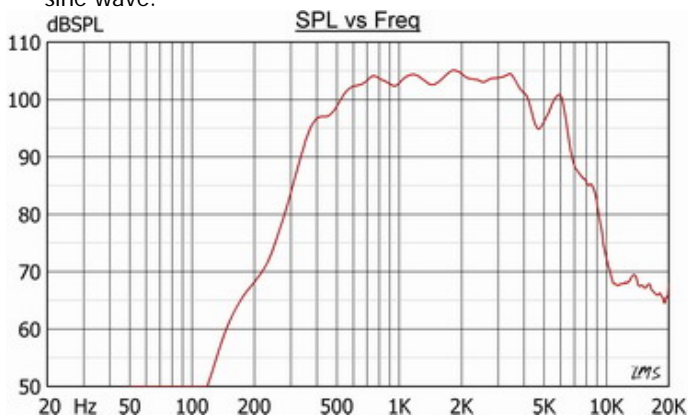
5 : 7 70 Volt line
5 : 8 100 Volt line

Secondary nominal
tappings:

1 : 4	15,0 W
1 : 3	8,0 W
2 : 4	5,0 W
1 : 2	4,5 W
3 : 4	2,5 W
2 : 3	1,0 W

5 = White, 8 = Red
70V : Move red wire
from 8 to 7

Sound pressure levels at different frequencies at 1W/1m
sine wave.



Material / Color Aluminum alloy / RAL 7031
Mounting Bracket
Termination Inside screw terminals
Weight 2,5 kg
IP-rating 67
Max / min amb temp 150°C / -50°C
Rated / max power 15 W / 20 W
SPL 1W/1m 107 dB
SPL rated power 118 dB
Effective freq. range 350 – 7500 Hz
Dispersion (-6dB) 1kHz / 4kHz 150° / 40°
Directivity factor, Q
Options Impedances, colors, labels

Installation, Operation and Maintenance Procedures

- When mounting the loudspeaker please ensure that it is re-assembled in the same manner in which it was received. Fasten the bracket to wall with 1-3 screws and ensure to use all washers in the same position that the loudspeaker is delivered with. (To isolate the main body from the bracket)
- To change the position of the loudspeaker, please adjust the bracket (by loosening / tightening the screws) as required.
- For optimum performance, always use the correct voltage / power and operate within the frequency limits as stated.
- Do not open loudspeaker when energized.
- The aluminum surface of the loudspeaker should be regularly treated with paint at the same interval as with other similar outdoor equipment.
- Fasten lid screws with a torque of 2 - 3 Nm to assure the IP rating.
- This loudspeaker is supplied with a 2 year warranty against defective materials and workmanship.

