



DNH

HEAD OFFICE, NORWAY
DNH AS

Phone..... + 47 35 98 56 00
Fax..... + 47 35 98 56 10
E-mail..... dnh@dnh.no
Web-site..... www.dnh.no

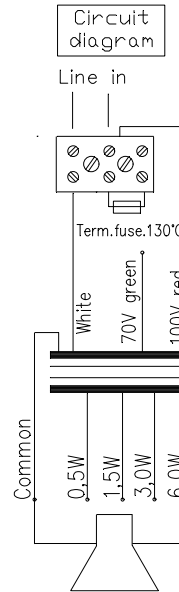
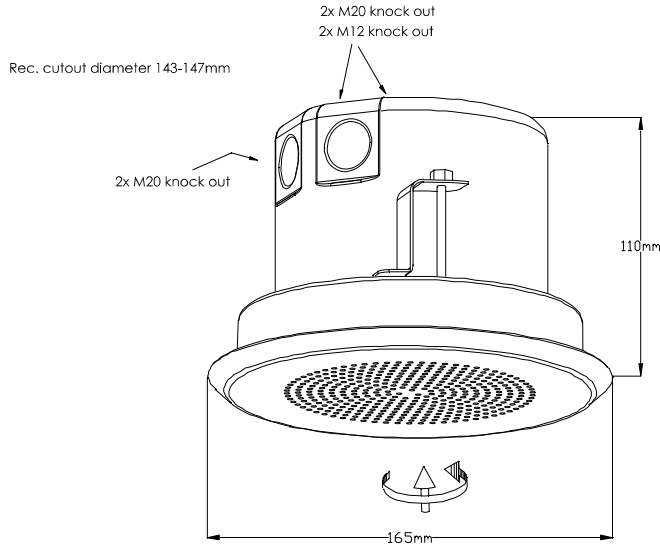
ENGLAND
DNH WW Ltd
Phone..... + 44 1908 275 000
Fax..... + 44 1908 275 100
E-mail..... dnh@dnh.co.uk

GERMANY
DNH GmbH
Phone... + 49 040 6569 30-0
Fax..... + 49 040 6569 30-30
E-mail..... dnh@dnh.de

VES-561(T)

USA
DNH Speakers Inc
Phone..... + 1 484 494 5790
Fax..... + 1 484 494 5793
E-mail..... dnh@dnhspeakers.com

ISO 9001 CERTIFIED

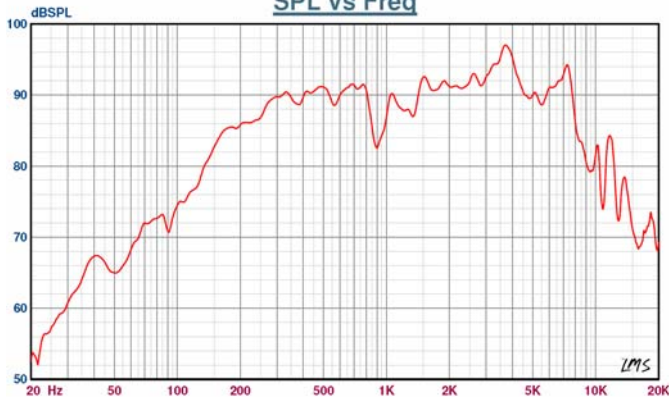


70/100 volt combined transformer	
Primary connections	
White : Green	70 V
White : Red	100 V
Secondary nominal tapings	
C : 6,0W	6,0 W
C : 3,0W	3,0 W
C : 1,5W	1,5 W
C : 0,5W	0,5 W

BS5839 Part 8 VA compliant

Sound pressure levels at 1W/1m P-5/15 PS

SPL vs Freq



Specifications

Material / Color	Steel / White
Mounting	3 screws
Termination	Ceramic terminals
Weight	1,1 kg
IP-rating	22
Max. / min. amb. temp	110°C / -20°C
Standard version	100 V transformer
Rated / max. power	6 W / 8 W
SPL 1W/1m	90 dB
SPL rated power	97 dB
Effective freq. range	130 – 15000 Hz
Dispersion (-6dB) 1kHz / 4kHz	160° / 60° (baffle)
Options	Impedances, colors, labels

Installation, Operation and Maintenance Procedures

- Install the steel box into the cutout hole turning the screws connected to the three hooks, screw clockwise until the ring is fixed to the ceiling.
- Lead cable through cable gland, connect to terminal and select required tapping on the transformer.
- If 70V, replace red cable with the green cable in the terminal.
- Turn the grill gently clockwise within the ring until it stops.
- For optimum performance, always use the correct voltage / power and operate within the frequency limits as stated.
- Transformer according to British standard 5839.
- Do not open loudspeaker when energized.
- This loudspeaker is supplied with a 2 years warranty against defective workmanship.

DNH reserves the right to alter specifications without notice

