



DNH

HEAD OFFICE, NORWAY
DNH AS

Phone..... + 47 35 98 56 00
Fax..... + 47 35 98 56 10
E-mail..... dnh@dnh.no
Web-Site..... www.dnh.no

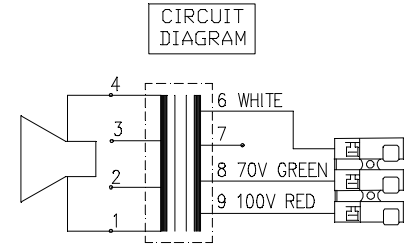
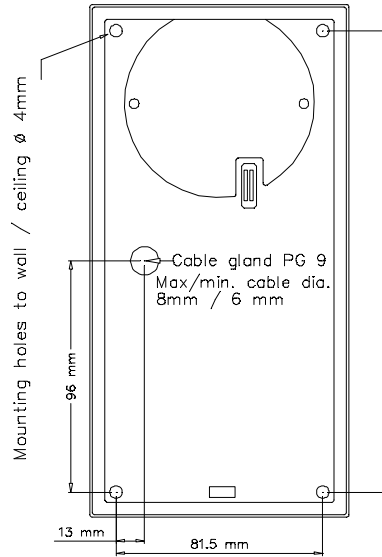

ENGLAND
DNH WW Ltd
Phone..... + 44 1908 275 000
Fax..... + 44 1908 275 100
E-mail..... dnh@dnh.co.uk

GERMANY
DNH GmbH
Phone... + 49 040 6569 30-0
Fax..... + 49 040 6569 30-30
E-mail..... dnh@dnh.de

SAFE-15(T)

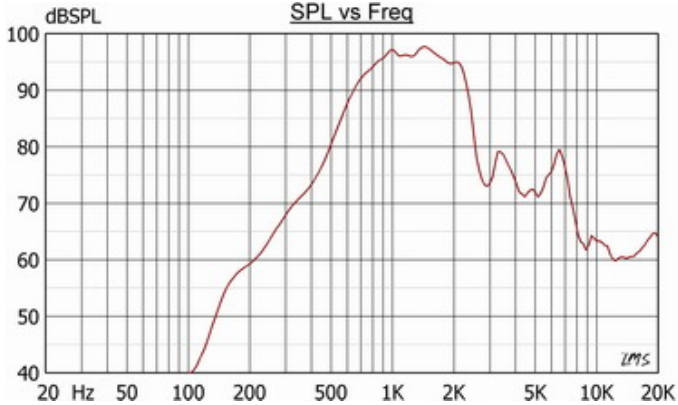
USA
DNH Speakers Inc
Phone..... + 1 484 494 5790
Fax..... + 1 484 494 5793
E-mail..... dnh@dnhspeakers.com

ISO 9001 CERTIFIED



Primary connection	
White:Green	70V
White:Red	100V
Secondary nominal tapings	
1 : 4	15,0 W
1 : 3	8,0 W
2 : 4	5,0 W
1 : 2	4,5 W
3 : 4	2,5 W
2 : 3	1,0 W

Sound pressure levels at 1W/1m



Specifications

Material / Color	Aluminum / White /Red
Mounting	4 screws
Termination	Inside spring clamp
Weight w/transformer	1,7 kg
IP-rating	67
Max. / min. amb. temp	200°C / -50°C
Rated / max. power	15 W / 30 W
SPL 1W/1m	95 dB
SPL rated power	107 dB
Effective freq. range	500 – 7000 Hz
Dispersion (-6dB) 1kHz / 4kHz	160° / 55°
Directivity factor, Q	NA
Options	Impedances, colors, labels

Installation, Operation and Maintenance Procedures

- Open the cabinet using the enclosed Allen key to loosen the three screws on 3 sides of the cabinet.
- Lead cable through the cable gland and connect to terminal 70V (white – green) or 100V (white – red).
- Choose required power on the transformer.
- Fasten the mounting plate to wall or ceiling by 4 screws.
- Close the cabinet by fasten three screws on 3 sides of the cabinet.
- For optimum performance, always use the correct voltage / power and operate within the frequency limits as stated.
- Do not open loudspeaker when energized.
- This loudspeaker is supplied with a 2 year warranty against defective workmanship.

DNH reserves the right to alter specifications without notice

